

EasyWalkway

PREMIUM WALKWAY PRODUCT DESCRIPTION

An agile, safe and lightweight solution, Con-form Groups walkways are ideal for roof pitches of 1°- 20° up roof. Our range includes Standard and Levelled walkways.



Con-form
GROUP
Making it *Easy*



FEATURES AND ADVANTAGES

- ▶ Modular solution for fast and effective build and installation
- ▶ A cost-effective, safe and agile solution
- ▶ Built from lightweight, ultra-strong structural grade aluminium
- ▶ Superior live load ratings of 3kPa
- ▶ Fast and simple construction with rapid installation times
- ▶ No cutting, no welding, no hotworks - just bolt it together.
- ▶ Available in modular 600mm increments
- ▶ Structural grade aluminium design with strong fixings
- ▶ Built to withstand volatile and extreme weather conditions
- ▶ Reduction in lead-times and time spent on site
- ▶ Available as a levelled walkway for across roof slopes and flat for up roof slopes

TECHNICAL DATA

- ▶ Prefabricated with 6063-T6 grade aluminium components
- ▶ 13mm knurled expanded aluminium mesh
- ▶ Modular solution to span no more than 3000mm between support beams

CERTIFICATIONS

- ▶ **Australian Standards:** AS/NZS1170, and AS1657 & Relevant Clauses of the Building Code of Australia
- ▶ **Wind Loads:** Con-form Group products have been certified for wind regions A, B and C.

V500 = 45m/s - Region A - Tc 2.5

V500 = 57m/s - Region B - Tc 2.5

V500 = 66m/s - Region C - Tc 2.5



A B C

WARRANTY

- ▶ All components backed by a 25 year warranty

FIXINGS

- ▶ EasyFix MRPurlin MS
- ▶ MR-S5 RibBracket or MR-S5K RibClaw mounting brackets
- ▶ 14-10 x 75 screws and neoprene sealing washers.


MAINTENANCE

- ▶ Visual inspection for any damage or loose fittings is recommended annually. Report any damage or loose fixings to asset manager or building owner for correction

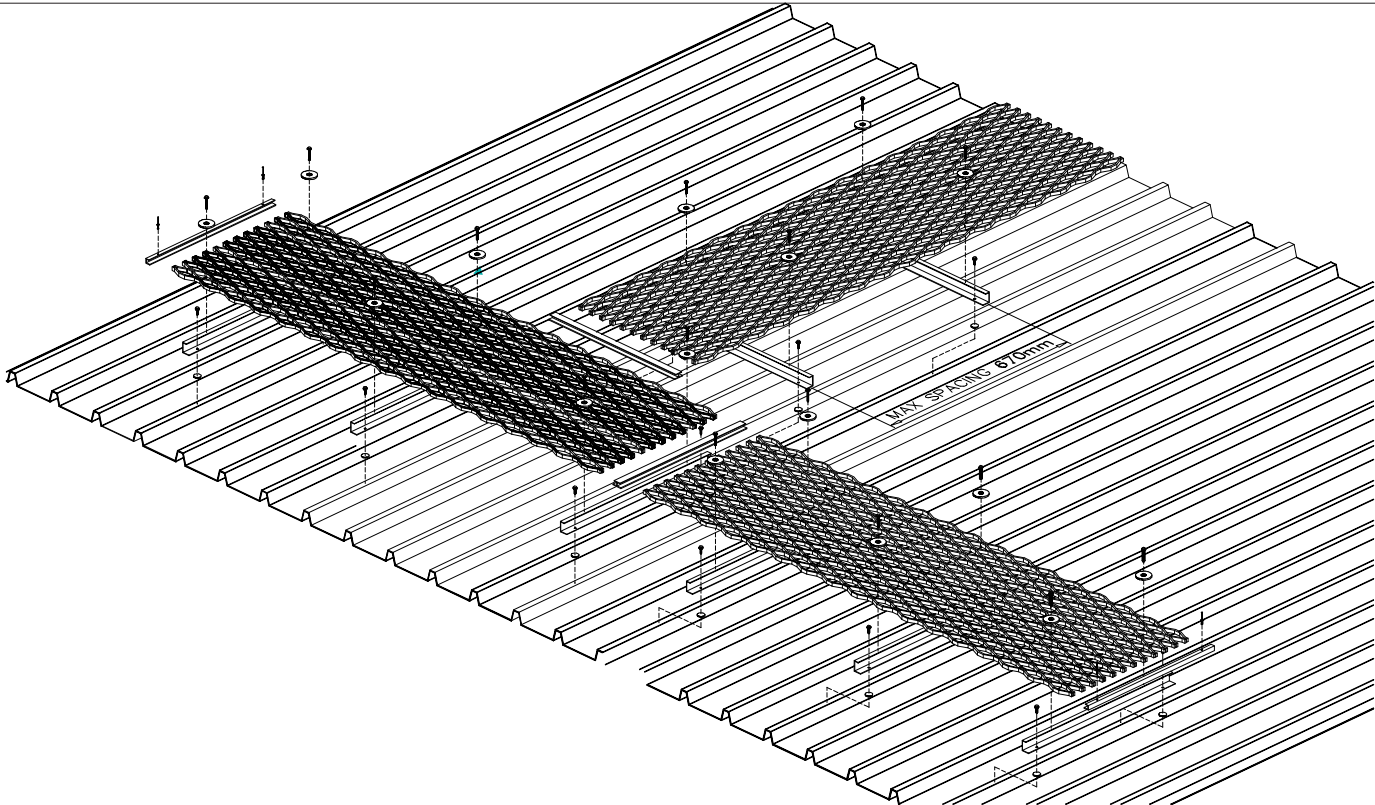
STANDARD WALKWAY



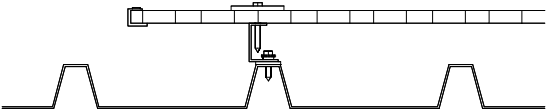
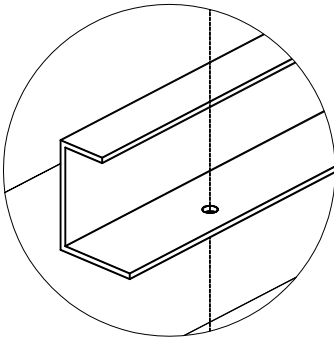
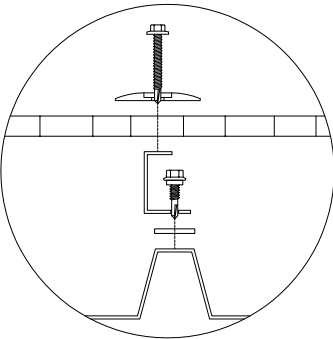
LEVELLED WALKWAY



STANDARD WALKWAY



FIXING DETAILS



SIDE



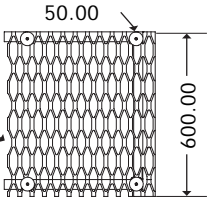
TYP SECTION

Notes:
Dimensions shall not be obtained by scaling the drawings. This certification covers the walkway only and does not cover any surrounding structures.

Design Certification:
The following review has been carried out in accordance with the following SAI Codes of Practice:

- **AS/NZS 1657** Fixed Platforms, Walkways, Stairs, and Ladders Code
- **AS/NZS 1170** Aluminium Structural Design Actions Code (Parts 0, 1, 2 and 5)
- **AS/NZS 1664.1** Aluminium Structures Code

HIGH GRIP KNURLED MESH
DECKING - MARINE GRADE
(APPROX) 72% OPEN AREA



KNURLED ALUMINIUM
MESH



Making it *Easy*

62 CORPORATION AVE, BATHURST NSW 2795
info@conformgroup.com.au
1300 882 400



ALL DIMS. GIVEN IN MM

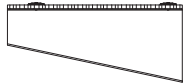
NOT TO SCALE

Product:
Walkway, Standard & Levelled

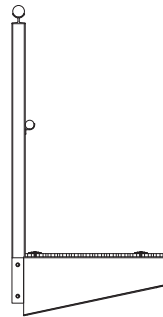
Drawing Title:
Technical Data Sheet

Sheet
1 OF 2

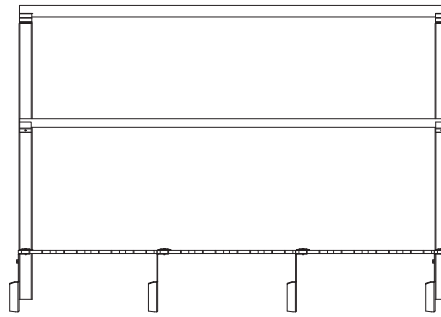
LEVELLED WALKWAY



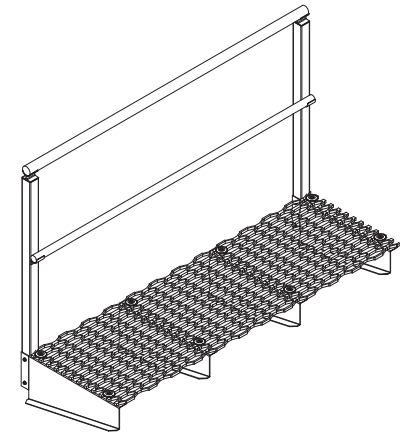
WEDGE DETAIL



FRONT ELEVATION

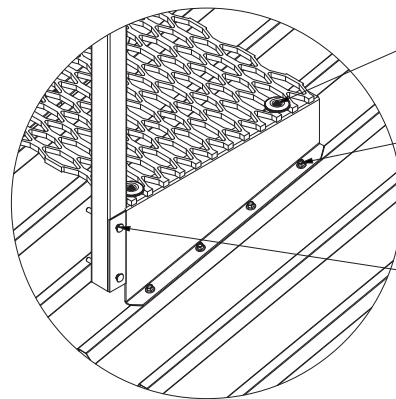
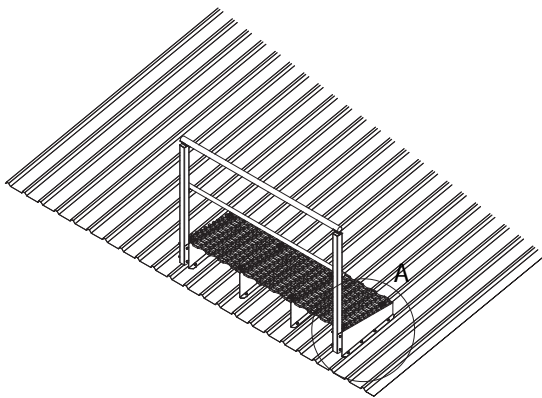


SIDE ELEVATION



FURTHER DETAIL

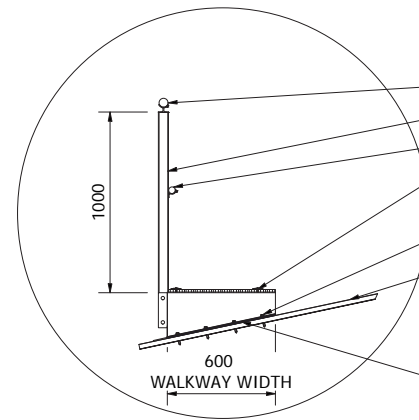
FIXING DETAILS



35MM HOLD DOWN DISC
& TEK SCREW

14G HEX HEAD
TEK SCREW

M10 CUPHEAD BOLT



HANDRAIL (Ø 50mm)
POST (57mm x 57mm SHS)
KNEE RAIL (Ø 38mm)
35mm 14G TEK SCREW
AND HOLD DOWN DISC
65mm 14G TEK SCREW
TRIMDECK ROOF PROFILE
NEOPRENE RUBBER STRIP

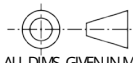
Notes:
Dimensions shall not be obtained by scaling the drawings. This certification covers the walkway only and does not cover any surrounding structures.

Design Certification:
The following review has been carried out in accordance with the following SAI Codes of Practice:

- **AS/NZS 1657** Fixed Platforms, Walkways, Stairs, and Ladders Code
- **AS/NZS 1170** Aluminium Structural Design Actions Code (Parts 0, 1, 2 and 5)
- **AS/NZS 1664.1** Aluminium Structures Code

Con-form
GROUP
Making it Easy

62 CORPORATION AVE, BATHURST NSW 2795,
info@conformgroup.com.au
1300 882 460



NOT TO SCALE

Product
Walkway, Standard & Levelled

Drawing Title
Technical Data Sheet

Sheet
2 OF 2